

MAX STYLE & EFFICIENCY


SUNRISE CASEMENT AND AWNING WINDOWS

POLYURETHANE WINDOW FRAME INSULATION

- Provides added comfort and the ultimate in energy efficiency

SLIMLINE SCREEN

- Recessed screen is positioned further outside to maximize visible viewing area
- Slimline design does not interfere with the glass sight lines
- Available in White, Tan and all interior Woodgrain finishes
- Low profile and ergonomically designed screen clip allows for easy screen removal



FULL FLIP NESTING HARDWARE

- Sleek design reduces interruptions in window lines and view outside
- Mechanism allows window to be opened to a full 90° angle to allow cleaning of exterior pane from inside the home
- Available for windows over 17 3/8" wide
- White, Tan or Pontiac Gold finishes are standard (based on interior color)
- Optional Architectural Hardware finishes include Oil-Rubbed Bronze, Brushed Nickel, and Antique Brass

MORE VISIBLE LIGHT

- 20% Greater visible viewing area than traditional vinyl windows
- Twin Casements are mulled with one of the narrowest systems available to maximize viewing area

STEPPED INTERNAL DESIGN

- Classic "wood window" styling
- Contours minimize appearance of frame and sash

DUAL WEATHER STRIPPING

- Compression and primary weather seals protect against drafts

HIDDEN SINGLE LEVER MULTI-POINT LOCKING SYSTEM

- Three-point system with heavy-duty metal keepers provides added security
- Interlocking locks and keepers pull sash and frame together for increased efficiency

CONTOURED EXTERNAL DESIGN

- Designed to resemble the exterior of other, traditional window styles
- Minimize appearance of frame and sash



DIE CAST ZINC LOCK HANDLE & ESCUTCHEON PLATE

- Extremely durable material stands up to years of use
- Perfectly matched to the standard and architectural hardware finishes

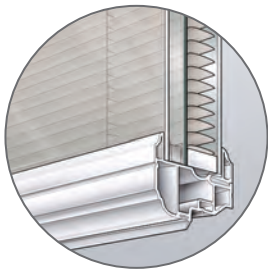


www.sunrisewindows.com

SUNRISE
WINDOWS & DOORS
The Difference is Clear!™

ADDITIONAL DETAILS

CASEMENT/AWNING OPTIONS AND INFO



PERFORMANCE SASH SYSTEM

- Optional deeper sash allows for the combination of Energy Star qualifying glass system with SunBlinds®
- 1 3/8" overall triple glazed insulated glass package
- Beautiful contoured exterior sash style

LIFT & TILT SUNBLINDS® BETWEEN THE GLASS

- Uses a single, magnetic operator that performs all functions
- Available in two neutral colors: White and Tan
- Performance sash required for Lift & Tilt SunBlinds®
- Can feature both SunBlinds® and Flat Grids (in Tan or White) together when built utilizing optional performance sash

SIMULATED MEETING RAIL

- Allows for the look of a Double Hung or Sliding window while delivering the performance, sizing and functionality of a Casement or Awning window

GRIDS & GROOVES

- Added between the panes of glass for ease of cleaning
- Flat or contoured Colonial Grids, Prairie Style Grids and Diamond Grids available in white, tan or woodgrain to match the window interior
- V-Groove etched glass available in traditional grids or decorative patterns

SIMULATED DIVIDED LITES

- All the advantages of premium-performing window with the timeless beauty of grids on both the interior and exterior panes of glass
- Available in all of Sunrise's color combinations

AWNING WINDOW



- All the great features of the Casement window plus two locks and a low profile full flip nesting handle

OPTIONAL HARDWARE




- Architectural finishes include Antique Brass, Brushed Nickel, and Oil Rubbed Bronze
- Egress hardware is available to comply safety codes

INTERIOR & EXTERIOR COLORS

- Interior: Choose White, Tan or one of 7 Woodgrains, including our paintable/stainable Raw Pine finish
- Exterior: Choose on of 17 Paint or 4 Capstock options



Paintable/Stainable
Raw Pine



*V-Groove, Non-Flat Grids, and Simulated Divided Lites not available in combination with SunBlinds®