



> **DESIGNER ACCENTS**



Mastic Siding and Accessories are backed by Ply Gem, a company with over 70 years of proven performance and reliability. Homeowners can feel confident knowing Ply Gem always goes the extra mile. From innovative engineering to trend setting design and industry leading warranties, we're a company you can trust with products you'll love.



Cedar Discovery® Perfection Shingle Triple 5" in Colonial Yellow, Open Louvered Shutters in Blue.

Elegant touches. Attention to detail. Our broad portfolio of decorative accents — from shutters, mantels and moldings to door surrounds, mounting blocks and gable vents — provide the finishing touch to the ultimate in curb appeal. Make heads turn and make every home unique. Our full line of designer accents is virtually maintenance-free, requires no painting and will last for decades. Beautiful, classic and stylish, these are accents of distinction.



Shutters | 3



Mantels + Door
Surrounds | 10



Window + Door
Casings | 14



Decorative
Moldings | 15



Decorative
Corner
Posts | 16



Mounts +
Blocks | 19



Gable + Utility
Vents | 23



Finishing
Touches | 28



SHUTTER COLLECTION

19 COLORS — AND PAINTABLE/REPAINTABLE, TOO.

ADDED CURB APPEAL FOR ANY HOME

Our high-quality shutters enhance any home exterior — whether it's brick, stone, vinyl siding, stucco or wood.

SUPERIOR QUALITY THAT'S VIRTUALLY MAINTENANCE-FREE

Thanks to advanced UV stabilizers and an exceptionally tough acrylic coating, our shutters withstand the elements and retain their good looks year after year.

INDUSTRY-LEADING WARRANTY

Our vinyl shutters are built to last and are free from defects that result in cracking or splitting. We're so confident in the quality of our products that we offer a limited lifetime warranty on every shutter we produce.*

A STYLE AND COLOR FOR YOU

Our louvered, raised panel and board+batten shutters offer an attractive choice for almost any home style. Available in 19 colors, they can also be painted to complement a new color scheme or simply to give your home a fresh look.

A VARIETY OF SIZES TO FIT YOUR WINDOWS

Shutters are available in 12" – 15" widths and 27" – 81" lengths. If none of our many standard sizes fit, we can manufacture custom sizes to meet your requirements.



V.I.P. LIMITED LIFETIME WARRANTY

Premium guarantee of lasting quality and peace of mind — backed by Mastic, a trusted industry leader for 50+ years. *See warranty for complete details.



Charleston Beaded™ Single 6-1/2" in White,
Raised Panel Shutters in Black



Raised Panel Shutters. Raised panel shutters offer the unique, turn-of-the-century look of grand Southern homes, but with a contemporary richness and style. Simple lines create a striking profile that is reminiscent of our early American heritage. Mastic Home Exteriors' raised panel shutters can be purchased in both custom and standard sizes, and come with our limited lifetime warranty. They can be paired with matching transom tops or arch tops for added height and impact.

Decorative. Distinctive.



Open Louvered Shutters. Nothing gives a home a classic look like louvered shutters. Steeped in the traditions of American history, our elegant louvered shutters provide the perfect finishing touch to your home by capturing the rich, natural woodgrain texture of real wood shutters — minus the splitting, cracking and peeling of real wood. Mastic Home Exteriors' louvered shutters can be paired with arch tops to accent round top windows.

Classic Elegance.



Board+Batten Shutters. Traditionally used on farmhouses, today board and batten shutters are a popular choice on many homes for their charming, rustic appeal. They are particularly suited to Tuscan, French Country, Mission, Tudor and Cottage style homes. Designed to recreate the sturdy, handcrafted look of wood slats, Mastic Home Exteriors' Board+Batten shutters offer the warmth of wood without the maintenance. Available in a wide spectrum of attractive colors to complement your home's color scheme.

Rustic Warmth.





RAISED PANEL COMPARISON.

Mastic's raised panel shutters are made in high-quality molds that are modeled from real wood shutters — a process that produces the most authentic-looking shutter on the market. The woodgrain orientation is consistent with wooden shutters, and the deep profile and clean beaded edges mimic the real thing. A low-gloss finish over the fine woodgrain texture adds to the crafted detail of these raised panel shutters, providing a superior product that shouts quality and beauty from the curb — and up close.


Select from a full palette of colors — from warm to cool and classic to contemporary — to create a stunning and unique statement. And, of course, it's easy to change colors with the application of a high-quality latex paint. Mastic's shutters are the savvy choice in home accents.

MASTIC

- Realistic grain orientation
- Deeper profile design
- Highly detailed

INFERIOR PRODUCT

- Unnatural grain orientation
- Lower profile design






LOUVERED COMPARISON.

Mastic's louvered shutters replicate the clean lines and classic styling of historic louvered shutters. The tab-free construction, realistic beaded detail and clean edges deliver the look of real wood shutters. These louvered shutters enhance curb appeal by providing distinctive shadow lines, thanks to the deep profile detail. Up close, the low-gloss finish and smooth woodgrain texture look freshly painted, adding to the authentic appearance of this virtually maintenance-free product.

Mastic's louvered shutters maintain consistent color for top-quality performance. A tough acrylic coating and UV stabilizers enhance durability and color retention. And, if tastes change down the road, shutters can be easily repainted with a high-quality latex paint.



MASTIC

- Tab-free construction
- Deeper profile
- Clean edges



INFERIOR PRODUCT

- Tabbed construction
- Lower profile design
- Jagged edges

Shutters are Available in More than 50 Standard Sizes



STANDARD RAISED PANEL SHUTTERS

NOMINAL SIZES

12" widths available in the following lengths: 27", 31", 35", 39", 43", 47", 51", 55", 59", 63", 67" and 71"

15" widths available in the following lengths: 31", 35", 39", 43", 47", 51", 55", 59", 63", 67", 71", 75" and 81"



STANDARD OPEN LOUVERED SHUTTERS

NOMINAL SIZES

12" widths available in the following lengths: 55" and 59"

15" widths available in the following lengths: 25", 31", 35", 39", 43", 47", 51", 55", 59", 63", 67", 71", 75" and 81"




BOARD+BATTEN OPEN SHUTTERS

NOMINAL SIZES

3 Board Open available in the following lengths: 31", 35", 39", 43", 47", 51", 55", 59", 63", 67", 71", 75" and 81"

4 Board Open available in the following lengths: 31", 35", 39", 43", 47", 51", 55", 59", 63", 67", 71", 75" and 81"



BOARD+BATTEN CLOSED SHUTTERS

NOMINAL SIZES

3 Board Closed available in the following lengths: 31", 35", 39", 43", 47", 51", 55", 59", 63", 67", 71", 75" and 81"

4 Board Closed available in the following lengths: 31", 35", 39", 43", 47", 51", 55", 59", 63", 67", 71", 75" and 81"



PEPPERCORN



WHITE



BLACK



GREY



BLUE



DARK
SPRUCE



GREEN



PEBBLESTONE
CLAY



BROWN



RED



WINESTONE



VINEYARD
RED



SPANISH
MOSS



BLACKWATCH
GREEN



SAND
DOLLAR



DARK
BERRY



DARK
NAVY




TERRA
BROWN



COASTAL
BLUE

Specialty Styles and Custom Sizes




BOARD+BATTEN ARCHED TOP CLOSED SHUTTERS

14" wide
High-Density Copolymer Baked-on
Acrylic Finish



RAISED PANEL COTTAGE STYLE SHUTTER



OPEN LOUVERED COTTAGE STYLE SHUTTER

COTTAGE STYLE

Raised Panel Cottage Style Shutters
Open Louvered Cottage Style Shutters

CUSTOM WIDTHS

Sizes available in 9" (Open Louvered
Only), 12" and 15" widths (Raised Panel
Shutters only)

CUSTOM LENGTHS

Custom lengths from 18" to 96" in 1"
increments.

TRANSOM TOPS

Raised Panel Transom top



15" RAISED PANEL
TRANSOM TOP

ARCH TOPS

Raised Panel Arch top
Open Louvered Arch Top



15" RAISED PANEL
ARCH TOP

15" OPEN LOUVERED
ARCH TOP



MANTELS + DOOR SURROUNDS

MANTEL SYSTEMS

Mantel systems give a home a stately appearance by adding height and symmetry to windows and garage doors. Produced in a classic white finish, they can also be painted with a high-quality water-based latex paint for a custom look. Endcaps and keystones add to the grandeur, and are available for siding and brick applications.

Mastic's mantel systems are not only functional, they're beautiful. They are available in a classic design or with an optional dentil trim for a richer appearance. We offer standard lengths of 36", 40" and 44", or a longer length of 120" that's ideal for garage doors.

DOOR SURROUND SYSTEMS

Mastic's door surround systems welcome guests with a stately entrance — sized to fit most standard entrances, including 96" and 144" heights, our door surround systems are built from highly durable polystyrene that withstands wear and tear.

Mastic's broad selection includes pilasters, mantels, pediments and urn overlays. They are available in classic white, but can be painted to match the color scheme of the home.





Pilaster Set and Door
Surround Mantle in White

PERFECT FOR ANY HOME

Our door surround systems and dentil moldings are compatible with nearly any style of home, including brick, wood, steel, stone, stucco, vinyl, aluminum and fiber cement. They are simple to install, and are virtually maintenance-free over the life of the home

CUSTOMIZABLE COLOR

All of our designer accents are available in classic white, our most popular color. Mastic's window and door surround systems can also be painted to custom match any color with a high-quality latex paint, and can be repainted over the years as styles change.

DOOR SURROUNDS

These classically distinctive architectural elements offer high-end curb appeal with low-maintenance beauty. Choose from pilasters, mantels, pediments, and urn and door mantel overlays.

- Pilaster sets are available in 96" and 144" kits to fit most standard height entrances
- Use the classic door surround mantel for a simple design statement or combine it with the pediment set for a stately effect over the top of the doorway
- Add the door mantel overlay to join two door surround systems together for applications over wider doorways
- Constructed of highly durable polystyrene for long-term wearability
- Door surround systems are available in white and can be painted for a custom look
- Constructed of low-maintenance, weather-resistant materials

ORDER GUIDE

- Measure the height of the entryway and order the appropriate pilaster set
- Measure the width of the doorway and add 15" to cover the pilasters on each side of the door
- For a grand design statement in a standard-sized doorway, order one door surround mantel and one pediment set
- Order one door surround mantel to create a classic design statement in a standard-sized doorway
- Order two door surround mantels and one door mantel overlay for applications in doorways wider than 3'



MADE FROM HIGH-PERFORMANCE POLYMERS

The look of traditional wood — minus the costly upkeep.



PAINTABLE, WEATHERABLE EXTERIOR FINISH

Low-gloss white finish with a paintable surface.



PEDIMENT SET



DOOR SURROUND MANTEL



DOOR MANTEL
OVERLAY



PILASTER CAP



PILASTER BASE

PILASTER SET
PILASTERS
MOUNTING CLIPS
CAPS
BASES



DOOR SURROUNDS PROFILE AND COLOR KEY

PAINTABLE
WHITE

MANTELS

Add distinction to every construction project with these striking window, door and garage mantels. Details such as keystones and dentil-trimmed designs add value and curb appeal to any home exterior.



WINDOW MANTEL



MADE FROM HIGH-PERFORMANCE POLYMERS

The look of traditional wood — minus the costly upkeep.




WINDOW MANTEL WITH DENTIL TRIM



PAINTABLE, WEATHERABLE EXTERIOR FINISH

Low-gloss white finish with a paintable surface.



120" MANTEL SYSTEM

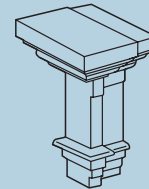


60" DENTIL STRIP



KEystone FOR WINDOW MANTEL

KEystone FOR 120" MANTEL SYSTEM



ENDCAP FOR WINDOW MANTEL

SIDING ENDCAPS 120" MANTEL SYSTEM

BRICK ENDCAPS 120" MANTEL SYSTEM

LONG LENGTH

- Available in 120" (10') base length for garage door and wide window applications
- Endcaps can be used to finish siding or brick applications
- Create a clean, classic design with the mantel system and a plain cover strip or add a dentil strip for a richer effect
- Add a keystone to join two mantel systems together over a two-car garage door or for decorative effect over a standard opening
- Mantel systems are available in white and can be painted for a custom look
- Constructed of low-maintenance, weather-resistant materials

ORDER GUIDE

Measure the width of the door or window and order the appropriate widths as follows:

- Order one mantel and one set of appropriate (brick/siding) endcaps for garage door spans 10' wide or narrower
- Order two mantels, one set of appropriate (brick/siding) endcaps and one keystone for applications over 10'

STANDARD LENGTH

- Choose a 36", 40" or 44" base length for standard window widths
- Endcaps are available to create narrower mantel systems
- Available in a clean, classic design or with dentil trim
- Add a keystone for decorative effect
- Mantel systems are available in white and can be painted for a custom look
- Constructed of low-maintenance, weather-resistant materials

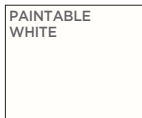
ORDER GUIDE

- Measure the width of the window to determine the appropriate item to order (36", 40" or 44")
- Order one endcap if you need to create a narrower mantel system
- Order one keystone to create a wider mantel system



MANTELS PROFILE AND COLOR KEY

PAINTABLE WHITE



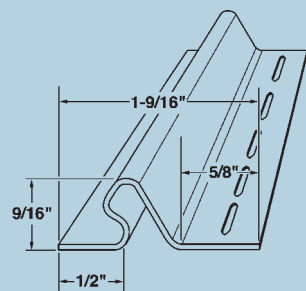
WINDOW + DOOR CASINGS

Designed as the ideal finishing touch to any siding, these sleek window and door casings add the look of wood without the costly upkeep — the perfect complement to any siding project.

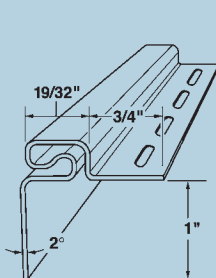


MADE FROM HIGH-PERFORMANCE VINYL

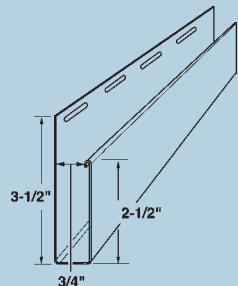
The look of traditional wood — minus the costly upkeep.



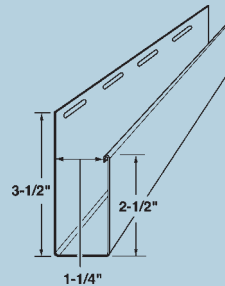
**NEW CONSTRUCTION
STARTER LINEAL**



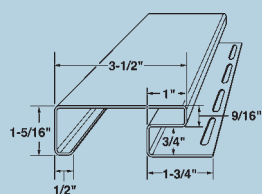
**REMODELING
LINEAL STARTER**



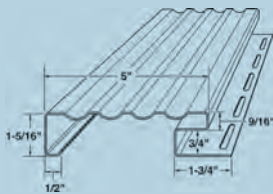
**2-1/2" WIDE WINDOW
CASING TRIM — 3/4"**



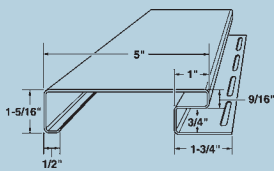
**2-1/2" WIDE WINDOW
CASING TRIM — 1-1/4"**



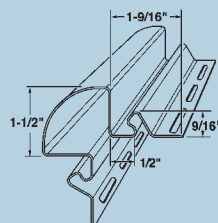
3-1/2" LINEAL



5" FLUTED LINEAL



5" LINEAL



**CORNER STARTER +
INSERT**

**TWO STORY
NO SEAMS**



WINDOW + DOOR CASINGS PROFILE AND COLOR KEY

L 3-1/2" & 5" LINEAL

C CORNER STARTER + INSERT

N NEW CONSTRUCTION STARTER LINEAL

R REMODELING LINEAL STARTER

.75 2-1/2" WIDE WINDOW CASING TRIM 3/4"

.25 2-1/2" WIDE WINDOW CASING TRIM 1-1/4"

5F 5" FLUTED LINEAL

CLASSIC COLORS

PEBBLESTONE CLAY	WICKER	DESERT SAND	CAMEO	WHITE
L C .75	L C .75	L C .75	L C .75	ALL

LIGHT COLORS

DECORATIVE MOLDINGS

Decorative moldings, whether smooth or with a crown motif, represent the ultimate attention to detail — an attractive finishing element to the roofline of any architectural style.

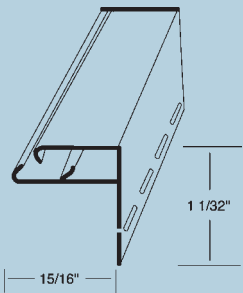


BUILT-IN SOFFIT J-CHANNEL
Simplifies installation process, so it's quicker and easier to secure moldings.

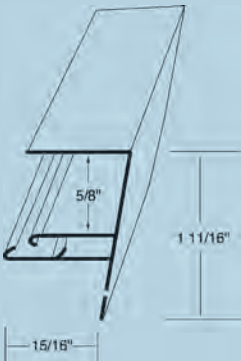


MADE FROM HIGH-PERFORMANCE VINYL
The look of traditional wood — minus the costly upkeep.

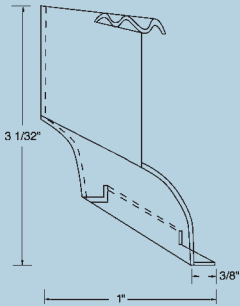
- Add instant architectural detail by emphasizing rooflines and frieze trim or adding to soffit and siding applications
- Constructed of high-impact, fade-resistant vinyl



SNAP-IN CROWN MOUNT



SNAP-IN CROWN MOUNT WITH J-CHANNEL



SNAP-IN 3" CROWN



**DECORATIVE
MOLDINGS PROFILE
AND COLOR KEY**


- C** SNAP-IN CROWN MOUNT
- CJ** SNAP-IN CROWN MOUNT WITH J-CHANNEL
- 3C** SNAP-IN 3" CROWN

CLASSIC COLORS	PEBBLESTONE CLAY	LIGHT COLORS	WICKER	DESERT SAND	CAMEO	WHITE
	3C		3C	3C	3C	ALL


DECORATIVE CORNER POSTS


Ideal for new construction and remodeling, high-performance vinyl corner posts add a clean, elegant finishing touch to any project.





AVAILABLE IN SMOOTH AND FLUTED STYLES FOR EXPERT CORNER-BOARD FRAMING

 **MADE FROM HIGH-PERFORMANCE VINYL**
The look of traditional wood — minus the costly upkeep.

 **HANG-TOUGH™ TECHNOLOGY**
Exclusive formulation and process boosts durability so panels are more resistant to cracking, impact and thermal distortion. As an added benefit, rich color resides throughout the panel — virtually eliminating the appearance of nicks and minor surface scratches.



DECORATIVE CORNER POSTS PROFILE AND COLOR KEY

CEDAR COLORS	TIMBERSTONE	NATURAL CEDAR	GLACIER BLUE
	AMERICAN WALNUT	CAPE COD GREY	WOODLAND GREEN




SolarDefense REFLECTIVE TECHNOLOGY™

NEWPORT BAY	NEW RED BRICK	NEW BRANDY WOOD
NATURAL SLATE	NEW MAHOGANY	

NOT ALL PRODUCTS AVAILABLE IN ALL COLORS. REFER TO MASTIC SPECIFICATION GUIDE.

DEEP COLORS	RUSSET RED	DEEP GRANITE	QUIET WILLOW	LAKESHORE FERN	PORTSMOUTH BLUE	VINEYARD GROVE
	RUGGED CANYON	ENGLISH WEDGEWOOD	MONTANA SUEDE	MISTY SHADOW	TERRA COTTA	AUTUMN HARVEST



CLASSIC COLORS

HARBOR GREY	SCOTTISH THISTLE	CORN SILK
EVEREST	PEBBLESTONE CLAY	

LIGHT COLORS

VICTORIAN GREY	WICKER	SAGE	SILVER GREY	CLASSIC CREAM	CAMEO	WHITE
TUSCAN OLIVE	SANDTONE	DESERT SAND	ALMOND	LINEN	COLONIAL YELLOW	



Cedar Discovery® Hand-Split Shakes and Mounting Blocks in Terra Cotta, Window Mantels in White.

MOUNTS + BLOCKS

MOUNTING BLOCKS ARE USED TO INSTALL ELECTRICAL OUTLETS, WATER FAUCETS, LIGHT FIXTURES, MAILBOXES, HOUSE NUMBERS AND EVEN DOORBELLS.

QUALITY ASSURANCE

Our mounting blocks are built to withstand the toughest weather and retain their color and beauty over the life of your home. They will not chip, crack or split. All of our mounting blocks are backed by our limited lifetime warranty.

SIMPLE TO INSTALL

Select Mastic products have a new finger-locking system for easier and more secure installation. The two-piece design easily adjusts from 3/4" to 1-1/4". This feature allows for easy installation over many siding choices, including insulated vinyl siding.

A PERFECT COLOR MATCH

Our mounting blocks are available in more than 100 standard colors. They can be matched to virtually any vinyl siding color.



Scalloped Universal J-Block



Universal J-Block Mounting Block in Pebblestone Clay

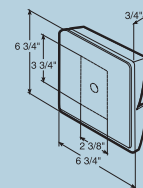
SURFACE MOUNTS

Available in two shapes, these surface mounts are designed for mounting light fixtures and water faucets to a wide selection of vinyl and aluminum siding. Fixtures mount easily, making for a sleek, complete look that blends with any architectural style.

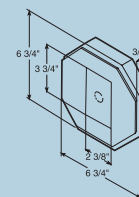


MADE FROM HIGH-PERFORMANCE VINYL

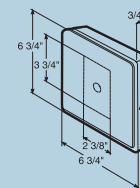
The look of traditional wood — minus the costly upkeep.



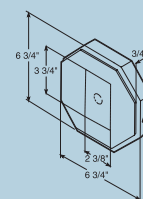
SQUARE SURFACE MOUNT (DOUBLE 4" OR DOUBLE 5")



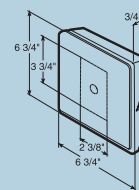
OCTAGON SURFACE MOUNT (DOUBLE 4" OR DOUBLE 5")



SQUARE SURFACE MOUNT (DUTCH LAP)



OCTAGON SURFACE MOUNT (DUTCH LAP)



SQUARE SURFACE MOUNT (TRIPLE 3")



SURFACE MOUNTS & MOUNTING BLOCKS COLOR KEY

CEDAR COLORS*	RED CEDAR	AMERICAN WALNUT	CAPE COD GREY	WOODLAND GREEN	DEEP COLORS	RUSSET RED	RED BRICK NEW	NATURAL SLATE NEW	RUGGED CANYON	ENGLISH WEDGEWOOD	MONTANA SUEDE	MISTY SHADOW	TERRA COTTA	AUTUMN HARVEST
	TIMBERSTONE	NATURAL CEDAR	GLACIER BLUE	ASPEN GREY		NEWPORT BAY NEW	BRANDY WOOD NEW	MAHOGANY NEW	DEEP GRANITE	QUIET WILLOW	LAKESHORE FERN	PORTSMOUTH BLUE	VINEYARD GROVE	

*Solid match for variegated color.

MOUNTING BLOCKS

Mounting blocks are available in a wide variety of sizes for mounting light fixtures, doorbells, house numbers, electrical outlets and large accessories. J-Block® and Split Recessed J-Block® have easy snap-on covers. UL® Block is listed by Underwriters Laboratories and is designed for mounting outdoor electrical outlets.



MULTI DEPTH **MULTI DEPTH ADJUSTABLE SIDING RECEIVERS**
Adjusts to be compatible with 1/2" to 1-1/4" vents, a wide variety of siding materials and thicker foam-backed siding.

 **MADE FROM HIGH-PERFORMANCE POLYMERS**
Withstands the elements to maintain a fresh appearance.



J-BLOCK® SQUARE MOUNTING BLOCK
Re-engineered for greater adjustability and picture-frame design. Also available with scalloped corners.
(UNIBLOCK/UNIBLOCKSC)



UL® ELECTRIC BLOCK
UL Mounting Block is listed by Underwriters Laboratories, Inc. and can be used for mounting electrical outlets.
(EBLOCK)



METER BASE J-BLOCK®
The Meter Base J-Block is designed to mount large accessories such as hose racks and electric meter bases.
(METER/METERLG)



SPLIT RECESSED J-BLOCK® MOUNTING BLOCK
The Split Recessed J-Block has a patented hinge that allows for ease of installation without removal of electrical receptacles and water faucets.
(MBLOCKR)



MINI J-BLOCK® MOUNTING BLOCK
The Mini J-Block mounting block is designed to mount small accessories such as doorbells and electrical outlet receptacles.
(MBLOCK)



LARGE J-BLOCK® MOUNTING BLOCK
The Large J-Block is designed to mount large light fixtures, house numbers and mailboxes.
(UNIBLOCKXL)

CLASSIC COLORS	HARBOR GREY	SCOTTISH THISTLE	CORN SILK	LIGHT COLORS	VICTORIAN GREY	WICKER	SAGE	SILVER GREY	CLASSIC CREAM	CAMEO	PAINTABLE WHITE
	EVEREST	PEBBLESTONE CLAY			TUSCAN OLIVE	SANDTONE	DESERT SAND	ALMOND	LINEN	COLONIAL YELLOW	WHITE



Cedar Discovery® Double 7" Perfection Shingle in Harbor Grey, Open Louvered Shutters in Georgetown Blue, Dentil Molding, Corner Posts and Door Surround in White.

GABLE + UTILITY VENTS

WE DESIGN VENTS FOR A WIDE VARIETY OF USES — WITH CLASSIC STYLING AND A VAST COLOR PALETTE. OUR VENTS ARE SPECIALLY ENGINEERED TO PREVENT INTRUSION BY BIRDS, INSECTS AND OTHER ANIMALS.



Octagonal Gable Vent in White

UTILITY VENTS

Sturdy utility vents provide excellent cross-ventilation of garages, foundations and range hoods. The louvered exhaust vent is ideal for removing the moist air of dryers and bathrooms. Intake louvers and soffit intakes work in tandem with vents to maximize the flow of air, allowing your family to breathe easier. With Mastic's utility vents, a home not only looks beautiful, but feels fresher.

GABLE VENTS

For the perfect finishing touch to your home, our gable vents are offered in round, round top, half-round, square, octagonal and rectangular styles to fit the desired look, whether classic or contemporary.

Best of all, Mastic's uniquely designed snap-on system helps make it easy to keep attics ventilated and temperate.

THE RIGHT COLORS FOR YOU

Our vents are available in more than 100 standard colors. They can be matched to most colors and virtually any siding option. If desired, the paintable version can be painted with a high-quality water-based latex paint.

GABLE VENTS

Gable vents help provide proper airflow to attics — and as a design element, they should blend inconspicuously with siding and trim. These attractive vents are engineered to accept all siding profiles and blend with a variety of building materials such as brick, stone and wood.

- Gable vents are available in round, round top, square, octagonal, half-round and rectangular sizes
- Two-piece gable vent system is fully compatible with all siding profiles
- Simply install a base when installing siding, then snap on the cover later
- Rectangular bases, instead of round, make siding cuts easier
- No need to install the entire gable vent and then cut siding around it
- Multi-depth feature for premium siding installations that include foam backing
- Help ventilate attics
- Available in virtually all vinyl siding colors
- Paintable version available
- Adjustable 3/4" - 1-1/4" for use with all siding styles

STRAIGHT CUT INSTALLATION



Base installed with siding



Vent Cap installed after siding is finished



STRAIGHT CUT INSTALLATION

Square edges for a better fit, so vents install quickly and easily.



MULTI DEPTH ADJUSTABLE SIDING RECEIVER

Adjusts from 3/4" to 1-1/4" — vents are compatible with a wide variety of siding materials, including thicker foam-backed siding.

VERSATILE COLORS AND DESIGN SELECTION

Compatibility with vinyl siding from any manufacturer, availability in a paintable version and ability to blend well with brick, stone, wood, aluminum and fiber cement.



MULTI DEPTH **ROUND GABLE VENT**
18" X 22" X 36"



MULTI DEPTH **OCTAGON GABLE VENT**
18" X 22"




MULTI DEPTH **ROUND TOP GABLE VENT**
14" X 22" X 24" X 34"



MULTI DEPTH **RECTANGLE GABLE VENT**
14" X 20" X 18" X 24" X 24" X 30"



MULTI DEPTH **SQUARE GABLE VENT**
14"



MULTI DEPTH **HALF-ROUND GABLE VENT**
22" X 34"



GABLE VENTS & UTILITY VENTS COLOR KEY

CEDAR COLORS*	RED CEDAR	AMERICAN WALNUT	CAPE COD GREY	WOODLAND GREEN
	TIMBERSTONE	NATURAL CEDAR	GLACIER BLUE	ASPEN GREY

DEEP COLORS	RUSSET RED	RED BRICK NEW	NATURAL SLATE NEW	RUGGED CANYON	ENGLISH WEDGEWOOD	MONTANA SUEDE	MISTY SHADOW	TERRA COTTA	AUTUMN HARVEST
	NEWPORT BAY NEW	BRANDY WOOD NEW	MAHOGANY NEW	DEEP GRANITE	QUIET WILLOW	LAKESHORE FERN	PORTSMOUTH BLUE	VINEYARD GROVE	

*Solid match for variegated color.

UTILITY VENTS

A full line of dryer and exhaust vents coordinates expertly with all siding styles, including foam-backed vinyl siding. Attractive and efficient, these vents help facilitate air movement and cross-ventilation to help prevent moisture buildup in residential and light commercial projects.

PROTECTIVE GRATE (exhaust vents)
Secure opening to prevent birds and other small animals from entering.



MULTI DEPTH

MULTI DEPTH ADJUSTABLE SIDING RECEIVER
Adjusts from 3/4" to 1-1/4" — vents are compatible with a wide variety of siding materials, including thicker foam-backed siding.



MADE FROM HIGH-PERFORMANCE POLYMERS
Withstands the elements to maintain a fresh appearance.



MULTI DEPTH



LOUVERED EXHAUST VENT

The louvered exhaust vent is used to vent dryers and bathroom exhaust fans. Also available in 6" that meets ENERGY STAR® 3.0 requirements.

(EXVENT/EXVENT6)



INTAKE LOUVER

The intake louver vent is designed to be used with the louvered exhaust vent when constant airflow is required. Primarily used for high-efficiency furnaces, fireplaces and bathroom eave exhausts. For use with louvered exhaust vent.

(INTAKE)



MULTI DEPTH



HOODED EXHAUST VENT SYSTEM

The hooded exhaust vent features snap-on installation and a built-in grate to keep animals out.

(DRYERHOOD)



MULTI DEPTH



AIR VENT

The two-piece air vent is used for cross-ventilation of garages, foundations and range hoods. The design allows for open or closed flaps. The molded mesh helps prevent insect intrusion.

(AIRVENT)



MULTI DEPTH



INTAKE / EXHAUST VENT*

The soffit intake vent provides necessary air movement through attic and roof systems to replace moist air with fresh air. Can be used with bathroom and kitchen exhausts.

(INTVENT)



MULTI DEPTH



FOUNDATION VENT

(FVENT)

CLASSIC COLORS

HARBOR GREY	SCOTTISH THISTLE	CORN SILK
EVEREST	PEBBLESTONE CLAY	

LIGHT COLORS

VICTORIAN GREY	WICKER	SAGE	SILVER GREY	CLASSIC CREAM	CAMEO	PAINTABLE WHITE	100+ STANDARD COLORS
TUSCAN OLIVE	SANDTONE	DESERT SAND	ALMOND	LINEN	COLONIAL YELLOW	WHITE	




Ovation™ Double 4" in Wicker, Open Louvered Shutters in Black

A HEALTHY RESPECT FOR THE PLANET — AND OUR CUSTOMERS.



Mastic Siding & Accessories can help you meet your sustainable building goals and earn points in leading green building certification programs. Our products offer features that positively contribute to sustainable practices, improved energy efficiency or lifecycle benefits of homes. All are important aspects of sustainable building and reflect Mastic's contribution to the Ply Gem Enviro initiative.



For more information on how Mastic products can help you meet your sustainable building goals, refer to the Mastic *Building to Make a Difference* white paper available at mastic.com.



SUSTAINABLE RESOURCES:

- Mastic vinyl siding is manufactured from two abundant natural resources: salt (57%) and natural gas (43%).¹
- During the manufacturing process of our vinyl siding, all unused material is reclaimed and reused, creating one of the most efficiently-produced exterior claddings available today.
- When installed and used properly, Mastic products never require paint or stain, which reduces VOCs released into the atmosphere.
- Mastic Performance Metals® have been third-party verified and Green Circle certified to contain a minimum of 67% recycled content.
- Ply Gem facilities reuse and recycle pallets and packaging material, reducing raw material needs and landfill use.



ENERGY EFFICIENCY:

- Vinyl siding requires less energy to manufacture per square foot than brick and mortar.²
- Mastic vinyl siding is lighter weight per square than other cladding options, so it requires less fuel to transport. Less fuel used means less pollution.
- When correctly installed, the Structure® Home Insulation System™ can reduce thermal bridging and help meet the requirements of an ENERGY STAR® Qualified new home. The Structure® Home Insulation System™ in a Double 6" profile has an R-value³ of R-3.0 using the testing method ASTM C1363, as specified by the Federal Trade Commission.
- Mastic Performance Metals® V-Groove soffit and roof and eave vents support proper attic ventilation efforts, which moderates attic temperatures and improves a home's energy efficiency. Mastic V-Groove metal soffit provides the most net free ventilation per linear foot of any aluminum soffit system.



LIFECYCLE BENEFITS OF HOMES:

- Mastic vinyl siding is durable and requires no site finish. Our Performance Metals® stand up to weather with virtually no maintenance. Our Designer Accents use thicker construction and a baked lacquer finish to ensure that they hold up season after season.
- When installed properly and under normal use, our products should never require painting or staining. They won't crack, peel, blister, or rot.
- All of our Performance Metals® aluminum accessories are easily recyclable. In fact, at the end of its lifecycle in building applications, 100% of the aluminum can be recycled.



DESIGNER ACCENTS ENVIRO SNAP SHOT:

LEED For Homes — Possible Points



LEED New Construction — Possible Points



NAHB Standards — Possible Points



¹ "A Dozen Things You Might Not Know That Make Vinyl Siding Green," page 9, Tad Radzinski, P.E., LEED AP, and VSI, October 10, 2009. <<http://www.vinylsiding.org/greenpaper/>>

² Ibid, page 10

³ R means resistance to heat flow. The higher the R-value, the greater the insulating power.



Looking for Mastic products with features that can contribute to overall energy savings, lower maintenance and reduced environmental impact? These logos identify products recognized by third parties as supporting green building practices.



Mastic supports green building and it shows. We are active members of both the USGBC and Home Innovation — two key organizations that are working to define sustainable building practices.



GIVE YOUR HOME THE PERFECT FINISH

The big things like siding and windows make the house, but it's the finishing touches that make it home. So start with the rich texture of shakes or the crisp shadow lines of lap siding, but finish with charming shutters, expertly crafted trim or rustic stone. Creating your dream home exterior can start and finish with Ply Gem. Every product we make is designed to perform and look beautiful together. Because a house is a home when it's **perfectly finished.**



SIDING + ACCESSORIES | WINDOWS + DOORS | STONE VENEER | TRIM + MOULDINGS | FENCE



+ RAILING | ROOFING

 **Ply Gem®**

Get Started

To get started on your dream home exterior visit www.mastic.com/getstarted.

1 DREAM

DESIGN FIELD GUIDE

A series of amazing exterior transformations that will inspire ideas for your own home.



2 COLOR

MASTIC COLOR ADVISOR™ IPAD® APP

Offers a choice of three simple ways to find a color palette that fits you and your home exterior perfectly.



3 VISUALIZE

THE DESIGN STUDIO

Mix and match colors and styles to see how they look together.



4 PREVIEW

DREAMHOME PROFESSIONAL

Use a photo of your home to see a realistic image of a Designed Exterior on your house. *Ask your builder or remodeler.*





THE PLY GEM PROMISE

Mastic products are backed by Ply Gem — a 70-year leader in pioneering performance home exteriors, with a superior warranty for exactly the home you want for decades to come.



mastic.com
800 962 6973

PLY GEM SIDING GROUP
2600 GRAND BLVD. SUITE 900
KANSAS CITY, MO 64108

PLY GEM RESERVES THE RIGHT TO ALTER, MODIFY OR DELETE ITEMS FROM TIME TO TIME WITHOUT NOTICE. DUE TO PRINTING LIMITATIONS, COLORS MAY NOT BE EXACTLY AS SHOWN. CONTACT YOUR DISTRIBUTOR OR SALES REPRESENTATIVE FOR ACTUAL PRODUCT AND COLOR SAMPLES.

PLY GEM, THE PLY GEM LOGO, THE PLY GEM BADGE, AND MASTIC ARE TRADEMARKS OF PLY GEM INDUSTRIES, INC. ("PLY GEM") OR AN AFFILIATE OF PLY GEM. © 2017 PLY GEM INDUSTRIES, INC

ALL PRODUCTS MADE IN THE U.S.A.

7601094161101/BT/CG/1216



SIDING + ACCESSORIES | WINDOWS + DOORS | STONE VENEER | TRIM + MOULDINGS | FENCE + RAILING | ROOFING