


Are your windows drafty
and difficult to operate?

Have the seals failed?

Are they requiring more time
and money to maintain?

**We've got the
solution.**



Peace of Mind

When you purchase Essentials,
your windows and doors are backed
by the best warranty in the business.

Window Type	Glass Package	U-Factor	SHGC	ENERGY STAR	
Double Hung	Power E	0.30	0.29		
Slider	Power E	0.29	0.29		
Picture Window	Power E	0.29	0.30		
Sliding Door	Power E	0.30	0.29		



Energy Star (www.energystar.gov) is a United States Government supported program dedicated to helping consumers protect the environment through the investment in energy efficient products. Essentials by Sunrise Windows exceed Energy Star's performance guidelines in every state of the country. This data is accurate as of February 21, 2012. Due to ongoing product changes, updated test results, or new industry standards or requirements, this data may change over time. Ratings are for sizes specified by NFRC for testing and certification. Ratings may vary depending on use of tempered glass, different grid or decorative glass options, glass for high altitudes, coastal applications, etc.

The National Fenestration Rating Council's (www.nfrc.org) Energy Performance Label provides "apples to apples" testing data in order to help consumers compare the performance characteristics of different brands of windows and doors. Essentials by Sunrise Windows tests all of their products to these exacting standards.



**Essentials
by Sunrise Window**

Essentials by Sunrise Windows Your Best Choice for Performance and Value

What is most important to you when considering purchasing new windows and doors? Are you looking for quality and value? Or, superior performance and energy efficiency? Essentials by Sunrise Windows offers you everything you need to make your project dreams reality.

Our windows and sliding doors feature PVC frames for virtually no maintenance. Our sliding doors frames are designed with Evercore™, which has the strength of wood, but isn't susceptible to mold, rot, or decay like competitor wood frames. Easy to operate, our products will provide years of worry-free performance. And since they are backed by the best warranty in the industry, you can rest assured that your Essentials by Sunrise Windows windows and sliding doors will be the last you ever have to buy.

Don't sacrifice performance for value. With Essentials by Sunrise Windows, you really can have it all!

Essentials™
by Sunrise Windows

www.sunrisewindows.com

©2013, Essentials by Sunrise Windows™ is a registered trademark. The ENERGY STAR® name and logo are registered trademarks of the U.S. Department of Energy. The NFRC® logo is a registered trademark of the National Fenestration Rating Council. Specifications subject to change without notice. All rights reserved.

ESS13-21913



Essentials Painter's White double hung window with colonial contour grids between the panes of glass.



They're Safe And Secure

Essentials Windows feature heavy-duty metal security cam locks, and most windows have a dual locking system for even more security.



Essentials Double Hung and Sliding Windows feature convenient ventilation night latches that allow you to limit the opening of the window to just a few inches in order to enjoy a bit of fresh air.

Essentials Windows are also constructed with a unique Window Interlocking Design, where the two sashes seal at the meeting rail in order to hinder unwanted entry as well as to guard against air infiltration and drafts.

Essentials Double Hung & Sliding Windows

They're Easy To Open and Close

The constant force operating system ensures years of smooth, trouble-free operation. Because of the constant force provided by the balance system, wherever you move the sash, that's where it stays! Your windows will glide along whisper quiet due to low friction. Rest assured that your Essentials Windows will be just as easy to operate years into the future as they are on the day they're installed.

They're Effortless to Maintain


Tired of painting your windows? Essentials Windows are made of specially formulated Polyvinyl Chloride (PVC). Since the color is through and through, you'll never have to paint or stain your windows again.

They Tilt In for Easy Cleaning

Are you tired of going outside and climbing up on ladders to clean your windows? All Essentials Windows feature tilt-in or lift-out sashes so that you can clean the exterior panes of glass from the safety of inside your home.



Essentials Painters White two-lite Sliding Window with Power E Glass System.



They're Built to Perform

The Essentials Sliding patio door offers superior performance at a remarkable value. Easy-gliding composite wheels provide easy operation and years of worry-free performance, while optional keyed locks and footbolt provide added security.

They Withstand the Elements

Built with EverCore composite frame, the Essentials Sliding door frame is resistant to moisture, rot and decay. Unlike competitor wood frames, EverCore is made from recycled materials, and is strong like wood, without the maintenance.

Essentials Sliding Door

With EverCore™ Composite Frame



They Allow You to Express Your Style

Color Options

Essentials by Sunrise Windows windows and doors come in two colors to complement any decor: Painter's White and Tan. The locks and door handles are painted to match the frame color.




Painter's White

Tan

Grids Options

You also have your choice of two styles of grids: Standard Colonial and Contour. Both styles are available in various patterns. Best of all, the grids are contained in the airtight space between the panes of glass so you don't have to dust them!



Standard Colonial Grid

Contour Grid

Save Money on Heating and Cooling Costs

Air Infiltration Ratings

The lower the number, the more air tight the window.

They Block Drafts



With a constant 25 mile per hour wind, this test shows how many cubic feet of air infiltrate through each square foot of the window each minute.

Essentials windows and doors are constructed with extra thick weather-stripping and compression seals to help keep winter's cold drafts outside where they belong. This allows our Double Hung window to achieve an air infiltration rating of only 0.06, even though the lowest number NFRC registers is a 0.1!

SureEdge spacer system™

Modern double pane sealed insulated glass units were created over 50 years ago. During that time, the materials to make insulated glass have steadily evolved, resulting in units that last longer and insulate better. SureEdge Spacer System, the next step in the expansion of insulated glass units, provides the best value and thermal performance in windows and doors, and it is the exclusive spacer system used in the construction of Essentials.

Available with
POWER
glass
system™

When you choose the Power E Glass System, you choose a 3/4" overall dual-glazed insulated unit featuring Power E Glass, the SureEdge Spacer System, and an insulating space filled with high-density argon gas. Power E Glass is designed with a proprietary glass coating structure that allows the system, combined with energy conserving argon gas, to insulate better than Low E glass and most triple-paned products.

